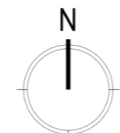




M 1:500

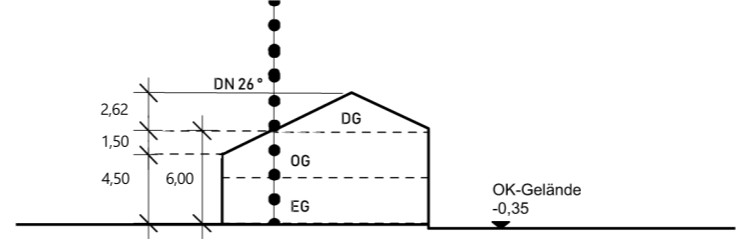


WH max. 5,00 m	
SD	21-26°

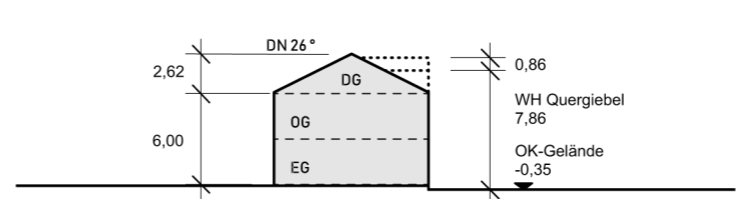
WH max. 6,15 m	
SD	21-26°

WA	
GRZ 0,4	GFZ 0,6
max. 4 WE	II

Schnitt B - B' (NEU)

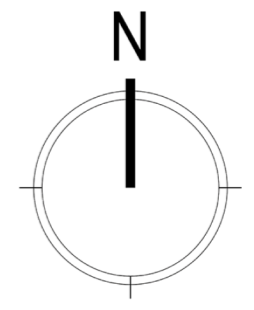


Schnitt A - A' (BESTAND)



Flurnummer: 660/23

Haydnstraße 8
84539 Ampfing



M 1:500

**Bebauungsplan Nr. 1,
14. Änderung**

Planteil

Entwurf vom: 10.01.2019
Fassung vom: 10.01.2019